Inhalt | content

PS 200 Set | PS200 Set 490
PS 200 Einzelteile | PS200 components 493
PS 200 Typenübersicht | PS200 type overview 504
Planungshilfen | planning aid 506













▢ **Glasschiebetürsystem PS200**
sliding door system PS200

PS200 Sets | PS200 sets



Set-201ZN22

1x  32012VA-2000	5x  32004ZN	2x  32008ZN	1x  32031VA-L
1x  32031VA-R	1x  32020ZN-8		



Set-601ZN22

1x  32016VA-2000	5x  32034VA	2x  32002ZN	1x  32031VA-L
1x  32031VA-R	1x  32020ZN-8		



SET-602ZN22

1x  32016VA-V	7x  32034VA	4x  32002ZN	2x  32031VA-L
2x  32031VA-R	2x  32020ZN-8	1x  32023VA	

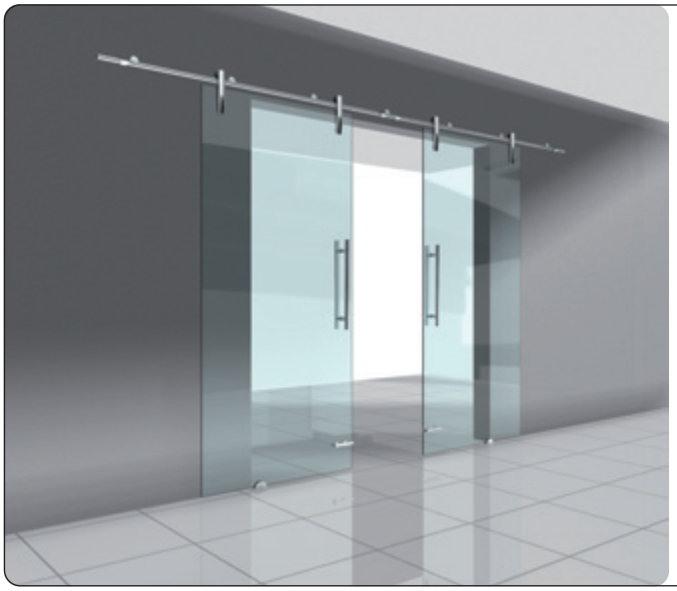

Set-202ZN22

1x  32012VA-V	8x  32004ZN	4x  32008ZN	2x  32031VA-L
2x  32031VA-R	2x  32020ZN-8	1x  32023VA	



Set-603ZN22

1x  32016VA-2000	4x  32052VA	2x  32002ZN	1x  32031VA-L
1x  32031VA-R	1x  32020ZN-8	4x  32035VA	



Set-604ZN22

1x  32016VA-V	7x  32052VA	4x  32002ZN	2x  32031VA-L
2x  32031VA-R	2x  32020ZN-8	1x  32023VA	7x  32035VA

PS200 | PS200



Design & Technik, die bewegen | Stirring design & technology

Glasschiebetürsysteme bieten großzügige Offenheit und sonnige Transparenz - PS200 vereint Nutzen mit Schönheit. Ein speziell konstruierter Federmechanismus sorgt für ein weiches Abfedern der Tür selbst bei schneller Öffnung.

Produktbeschreibung:

- Laufwagenkörper in Edelstahl und Chrom-Optik
- Bodenführung und Wandbefestigung im neuen Design passend zum Laufwagen
- Montage rückseitig, daher glatte Oberfläche im Frontbereich
- Stopper mit neuer Federtechnik - Feder bremst den Laufwagen sanft ab
- 2 Punkthalter pro Laufwagen, erhaben Ø 30 mm oder Senkhalter Ø 29mm, Verstellbarkeit 2 mm
- Rollendurchmesser Ø 45 mm
- Veredelte Oberfläche VA1 (poliert) auf Anfrage möglich

Glass sliding doors provide great openness and sunny transparency – PS200 combines usefulness with beauty. A specially designed spring mechanism ensures gentle door cushioning, even when the door is opened quickly.

Product description:

- carriage body in stainless steel with a chrome look
- newly designed floor guide and wall mount to match the carriage
- rear mounting, therefore flat surfaces at the front
- stop with new spring technology – spring softly brakes the carriage
- 2 point fixings per carriage, raised Ø 30 mm or countersunk Ø 29 mm, adjustable by 2 mm
- roll diameter Ø 45 mm
- processed VA1 surface (polished) available on request

PS200 Einzelteile | PS200 components



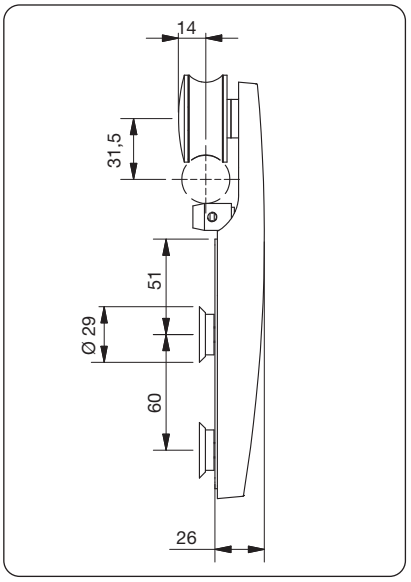

Art. Nr.: | item no.: 32000ZN

Rollwagen flächenbündig für Laufschiene Ø 25 mm
rail carriage flush for rail Ø 25 mm

Tragkraft | load capacity:	135 kg/Paar | pair
Glasstärke | glass thickness:	8 -12mm

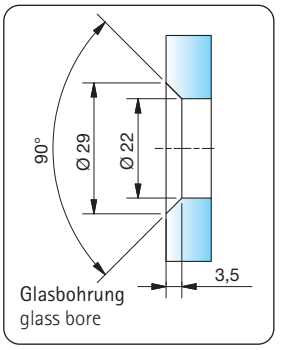

Farbe | colour



ZN22



ZN5 ZN22-K ZNPVD22
auf Anfrage | on request



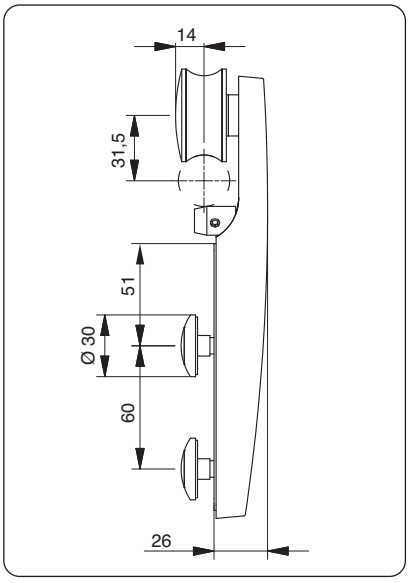

Art. Nr.: | item no.: 32002ZN

Rollwagen erhaben für Laufschiene Ø 25 mm
rail carriage raised head for rail Ø 25 mm

Tragkraft | load capacity:	135 kg/Paar | pair
Glasstärke | glass thickness:	8 -12mm

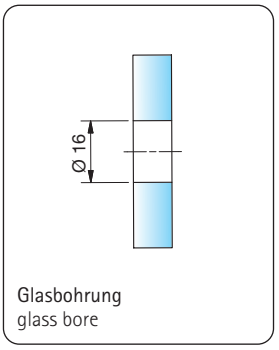

Farbe | colour



ZN22



ZN5 ZN22-K ZNPVD22
auf Anfrage | on request



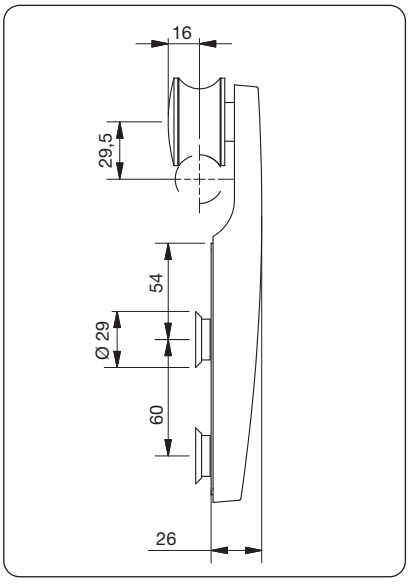

Art. Nr.: | item no.: 32006ZN

Rollwagen flächenbündig für Laufschiene mit Klemme Ø 25 mm | rail carriage flush for clamp rail Ø 25 mm

Tragkraft | load capacity:	135 kg/Paar | pair
Glasstärke | glass thickness:	8 -12mm

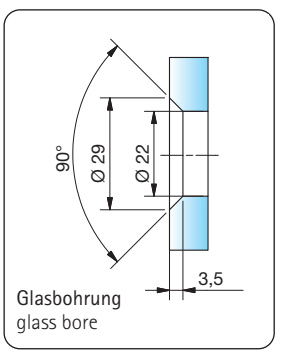

Farbe | colour



ZN22



ZN5 ZN22-K ZNPVD22
auf Anfrage | on request

PS200 Einzelteile | PS200 components



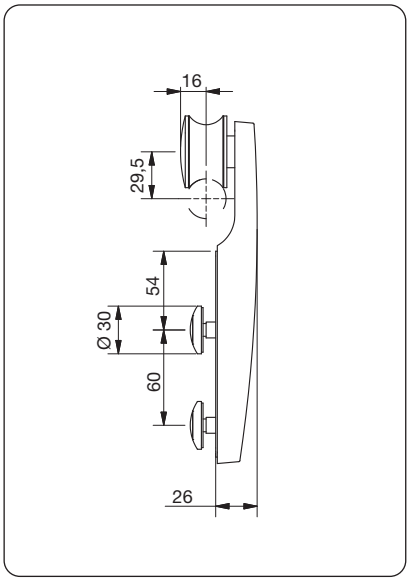

Art. Nr.: | item no.: 32008ZN

Rollwagen erhaben für Laufschiene mit Klemme Ø 25 mm
rail carriage raised head for clamp rail Ø 25 mm

Tragkraft | load capacity:	135 kg/Paar | pair
Glasstärke | glass thickness:	8 -12mm

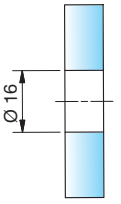

Glasbohrung
glass bore

Farbe | colour



ZN22





ZN5 ZN22-K ZNPVD22
auf Anfrage | on request



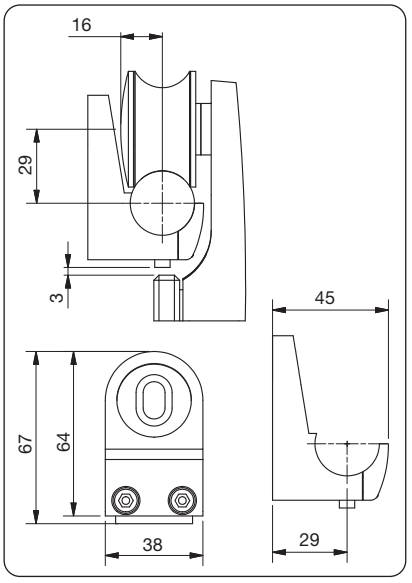

Art. Nr.: | item no.: 32004ZN

Laufschienenklemme
guide rail clamp

Merkmale | features:	Bohren der Laufschiene nicht notwendig drilling of rail is not necessary

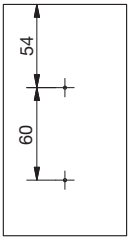

Glasbohrung für Laufwagen
32006VA und 32008VA
glass bore for rail carriage
32006VA and 32008VA

Farbe | colour



ZN22





ZN5 ZN22-K ZNPVD22
auf Anfrage | on request



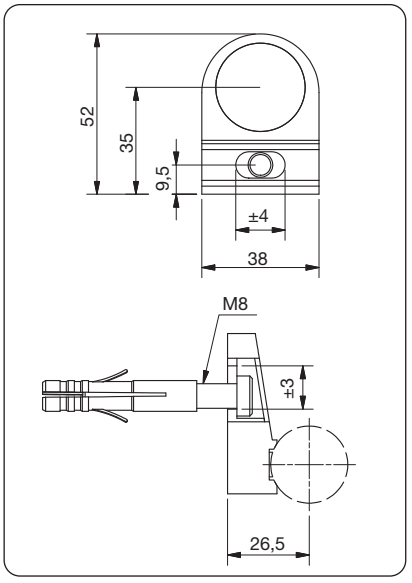

Art. Nr.: | item no.: 32010ZN

Wandbefestigung | wall fixation

Merkmale features:	Verdeckte Montage, Abstand 26,5 mm, horizontal und vertikal verstellbar concealed mounting, distance 26.5 mm, horizontally and vertically adjustable

Farbe | colour



ZN22





ZN5 ZN22-K ZNPVD22
auf Anfrage | on request



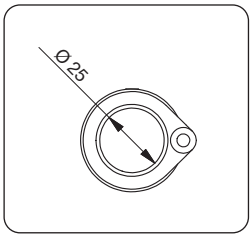

Art. Nr.: | item no.: 32030VA-R	32030VA-L
Federstopper rechts spring stop right	Federstopper links spring stop left
Material | material:	A2 (1.4301)

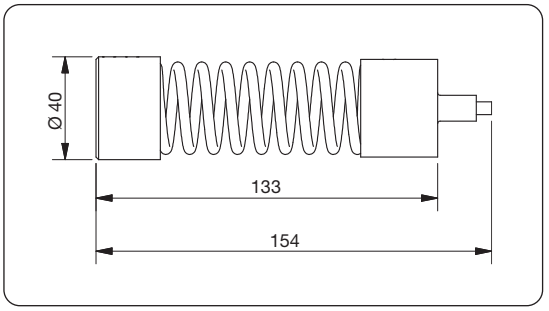

Farbe | colour

VA

VA1 auf Anfrage | on request



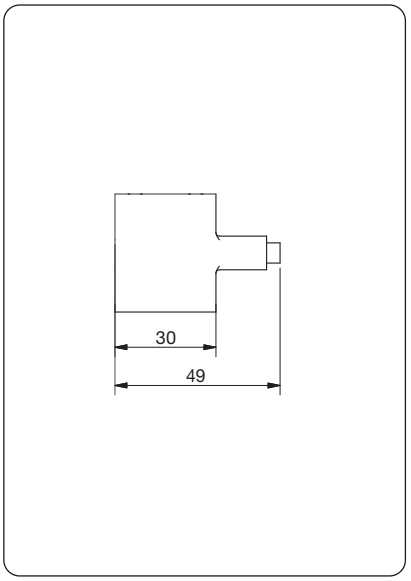

Art. Nr.: | item no.: 32031VA-R	32031VA-L
Stopper rechts für Laufschiene Ø 25 mm stop right and left for rail Ø 25 mm	Stopper links
Material | material:	A2 (1.4301)

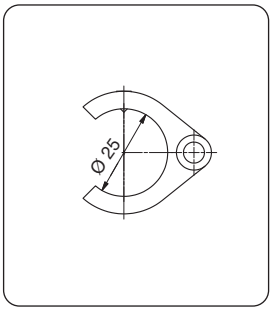

Farbe | colour

VA

VA1 auf Anfrage | on request



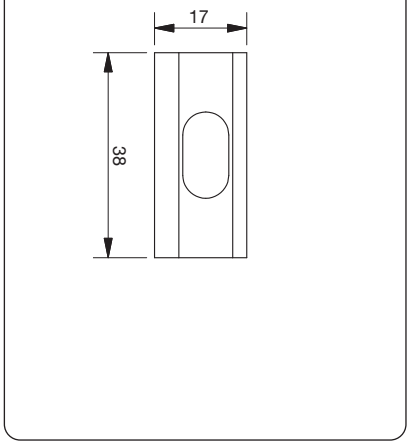

Art. Nr.: | item no.: 32019ZN
Distanzstück 5 mm für Wandbefestigung 5 mm spacer for wall fixation

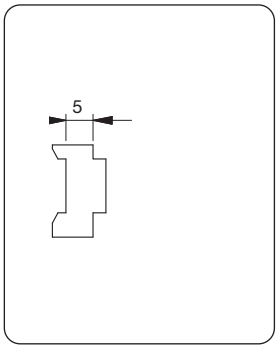

Farbe | colour

ZN22

PS200 Einzelteile | PS200 Components



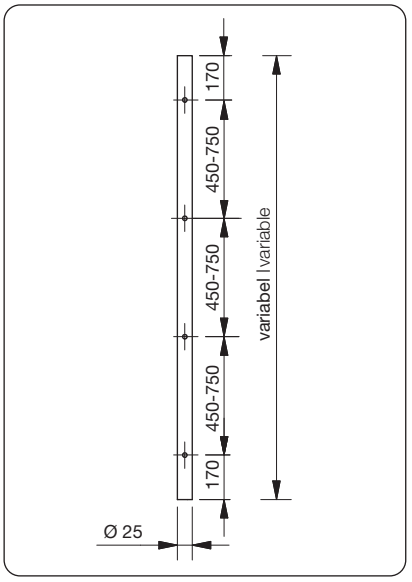

Art. Nr.: | item no.: 32012VA, 32014VA, 32016VA

Laufschiene Ø 25 mm | guide rail Ø 25mm

Material | material:	A2 (1.4301)

für Klemme, ungebohrt | for clamp without bore

32012VA-2000	bis | up to 2000 mm
32012VA-2600	2001-2600 mm
32012VA-V	> 2601*

für Wandhalter | for wall mount

32014VA-2000	bis | up to 2000 mm
32014VA-2600	2001-2600 mm
32014VA-V	> 2601*

für Glas und Deckenanschluss | for glass and ceiling mount

32016VA-2000	bis | up to 2000 mm
32016VA-2600	2001-2600 mm
32016VA-V	> 2601*

* Ab 2601 mm wird mindestens eine Kupplung 32018VA mitgeliefert.
from a length of 2601 mm at least one coupling 32018VA is supplied.



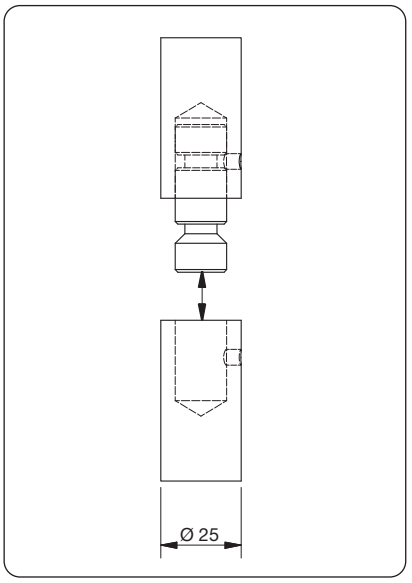

Art. Nr.: | item no.: 32018VA

Laufschienenverlängerung für Laufschiene ø 25 mm
(wird an den zugehörigen Enden angedreht)
guide rail extension for connections with ø25 mm. (to be screwed on the corresponding end pieces

Material | material:	A2 (1.4301)

Farbe | colour

VA



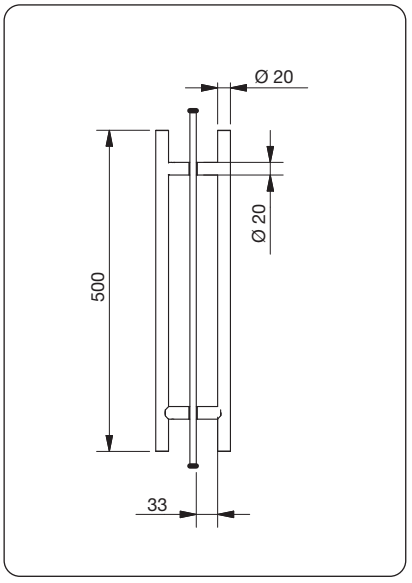

Art. Nr.: | item no.: 32024VA

Stoßgriff beidseitig | push handles on both sides

Glasstärke | glass thickness:	8-12 mm
Material | material:	A2 (1.4301)
Glasbohrung | glass bore:	Ø 12 mm

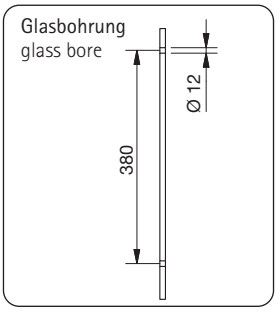

Farbe | colour

VA

VA1 auf Anfrage | on request



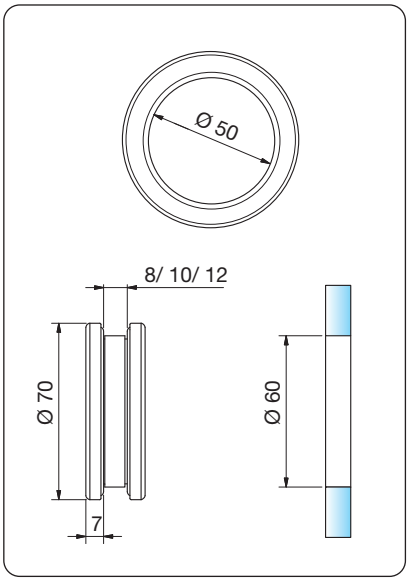

Art. Nr.: | item no.: 32028VA

Einlassgriff zum Schrauben 7 mm auftragend
Recess knob threaded, thickness 7 mm

Glasbohrung | glass bore:	Ø 60 mm
Merkmal | feature:	Ø 70 mm
Material | material:	A2 (1.4301)
32028VA-8	8 mm
32028VA-10	10 mm
32028VA-12	12 mm

Farbe | colour

VA

VA1 auf Anfrage | on request



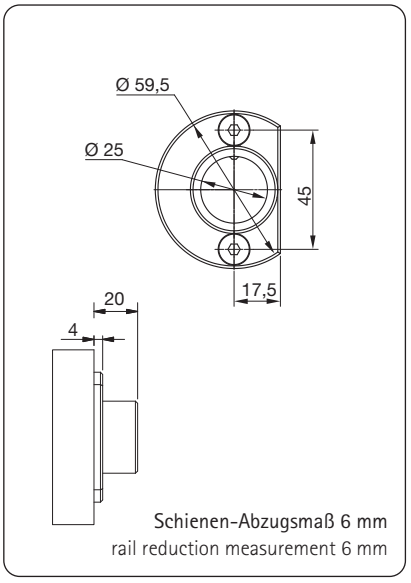

Schienen-Abzugsmaß 6 mm
rail reduction measurement 6 mm

Art. Nr.: | item no.: 32032VA

Wandlager für Nischenlösung mit 2 Befestigungspunkten für Senkkopfschrauben M6 | wall flange for niche solutions with 2 fastening holes for counter sunk screws M6

Material | material:	A2 (1.4301)

Farbe | colour

VA

VA1 auf Anfrage | on request



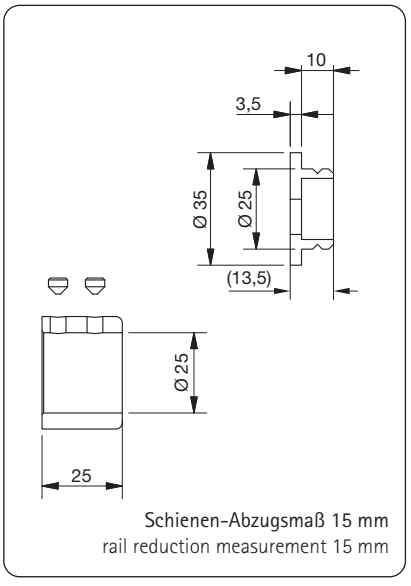

Schienen-Abzugsmaß 15 mm
rail reduction measurement 15 mm

Art. Nr.: | item no.: 32033VA

Wandlager für Nischenlösung zweiteilig mit einem Befestigungspunkt für Zylinderkopfschraube M6
wall flange for niche solutions with a fastening hole for counter-sunk screw M6

Material | material:	A2 (1.4301)

Farbe | colour

VA

VA1 auf Anfrage | on request

PS200 Einzelteile | PS200 components



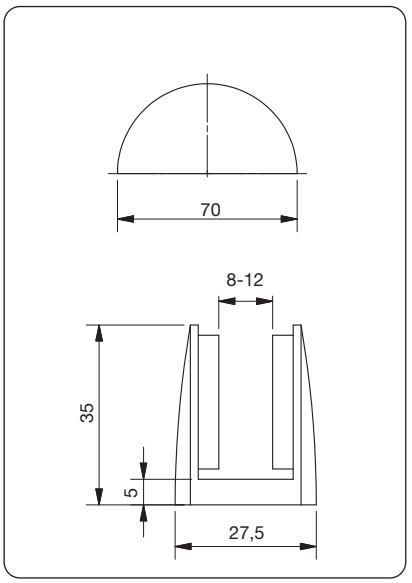

Art. Nr.: | item no.: 32020ZN, 32040ZN

Bodenführung für Glas
floor guide for glass

32020ZN-8	8 mm
32020ZN-10	10 mm
32020ZN-12	12 mm

Bodenführung für Nassbereiche | floor guide for wet areas

32040ZN-8	8 mm
32040ZN-10	10 mm
32040ZN-12	12 mm

Farbe | colour

ZN22 | ZN5 | ZN22-K | ZNPVD22

auf Anfrage | on request



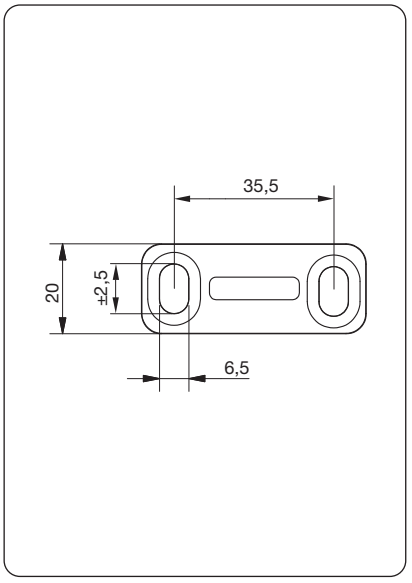

Art. Nr.: | item no.: 32021VA

Bodenführung für Holztüren
floor guide for wooden doors

Material | material:	A2 (1.4301)

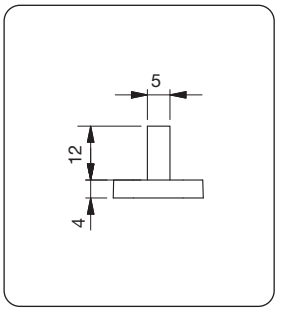

Farbe | colour

VA



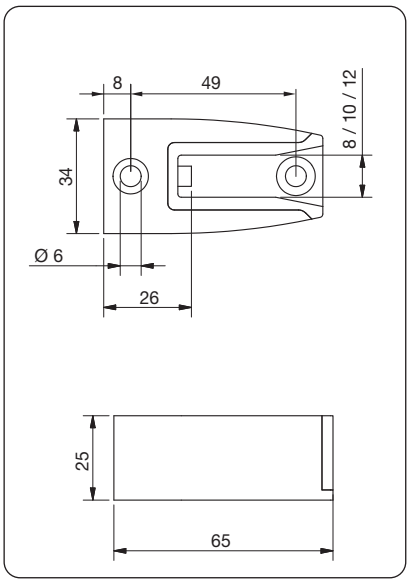

Art. Nr.: | item no.: 32022ZN

Boden-Türblattstopper | door leaf stop for floor rail

32022ZN-8	8 mm
32022ZN-10	10 mm
32022ZN-12	12 mm

Farbe | colour

ZN22

ZN5 | ZN22-K | ZNPVD22

auf Anfrage | on request



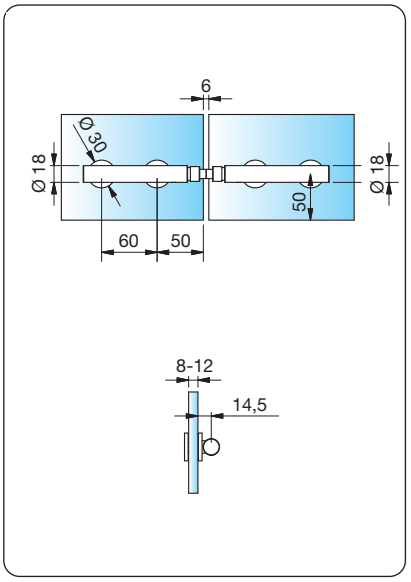

Art. Nr.: | item no.: 32023VA

Türblattstopper für Schiebetüren
door leaf stop for sliding doors

Material | material:	A2 (1.4301)

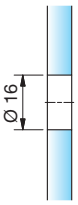

Glasbohrung 16 mm
glass bore 16 mm

Farbe | colour

VA

VA1 auf Anfrage | on request



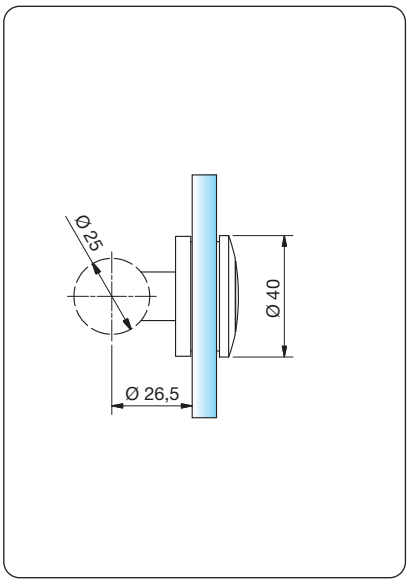

Art. Nr.: | item no.: 32034VA

Glasanschluss für Laufschiene Ø 25 mm für Ganzglaslösungen
glass connector for rail Ø 25 mm for structural glazing

Plattenstärke | plate thickness:	8/12 mm
Material | material:	A2 (1.4301)

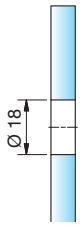

Glasbohrung
glass bore

Farbe | colour

VA

VA1 auf Anfrage | on request



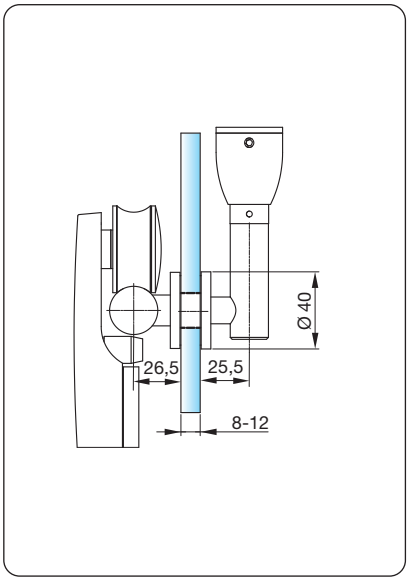

Art. Nr.: | item no.: 32035VA

Glasanschluss für Deckenabhängung
Glass connector for ceiling suspension

Plattenstärke | plate thickness:	8, 10,12 mm
Material | material:	A2 (1.4301)

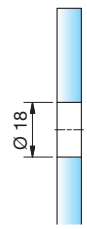

Glasbohrung
glass bore

Farbe | colour

VA

VA1 auf Anfrage | on request

PS200 Einzelteile | PS200 Components



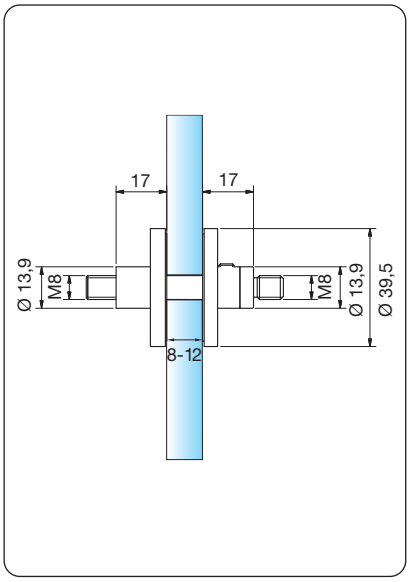

Art. Nr.: | item no.: 32036VA

Glasanschluss für zwei Laufschienen
connector for two rails

Plattenstärke | plate thickness:	8, 10,12 mm
Material | material:	A2 (1.4301)

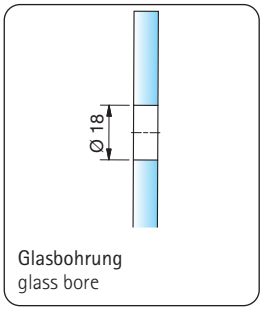

Glasbohrung
glass bore

Farbe | colour

VA

VA1 auf Anfrage | on request



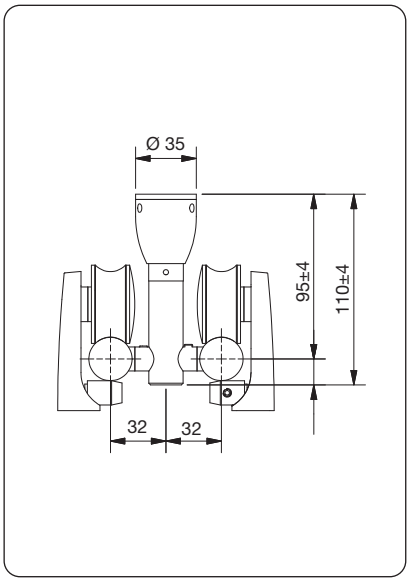

Art. Nr.: | item no.: 32056VA

Deckenhalterung mit Doppelführung 2-dimensional verstellbar (vertikal, horizontal), Länge = 95 mm | ceiling mount adjustable 2-dimensional for double rail (vertical/horizontal), length = 95 mm

Material | material:	A2 (1.4301)

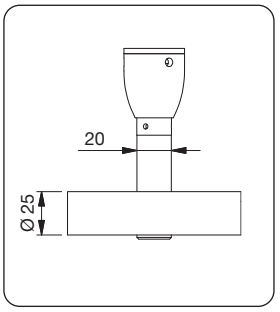

Farbe | colour

VA

VA1 auf Anfrage | on request



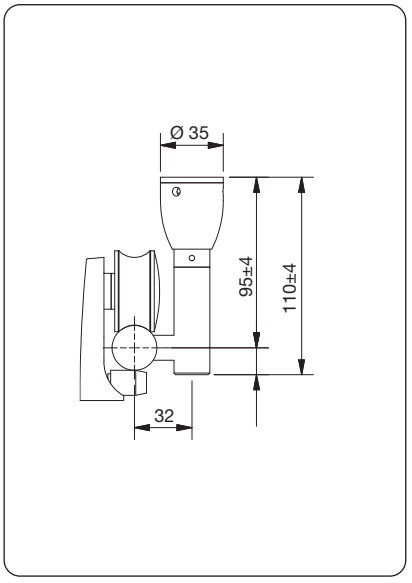

Art. Nr.: | item no.: 32052VA

Deckenhalterung 2-dimensional verstellbar (vertikal, horizontal), Länge = 95 mm | ceiling mount adjustable 2-dimensional (vertical/horizontal), length = 95 mm

Material | material:	A2 (1.4301)

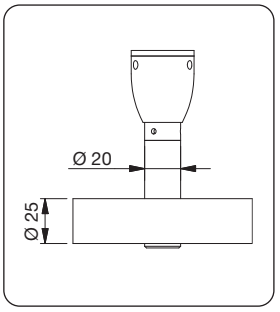

Farbe | colour

VA

VA1 auf Anfrage | on request



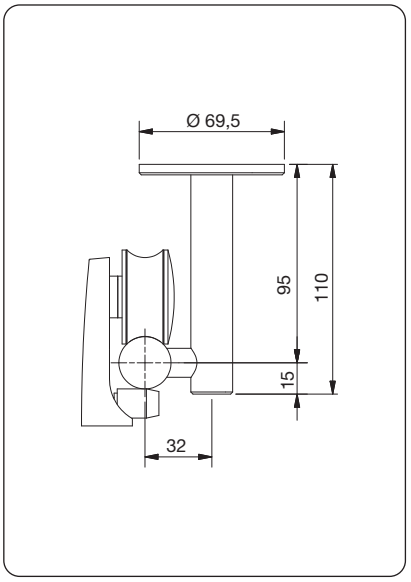

Art. Nr.: | item no.: 32050VA

Deckenhalterung - Standard, Länge = 95 mm
standard ceiling mount, length = 95 mm

Material | material: A2 (1.4301)

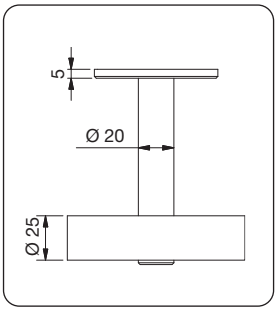

Farbe | colour

VA

VA1 auf Anfrage | on request



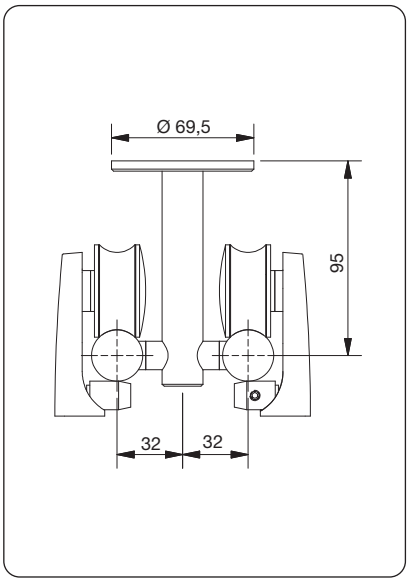

Art. Nr.: | item no.: 32054VA

Deckenhalterung mit Doppelführung
ceiling mount with double rail

Material | material: A2 (1.4301)

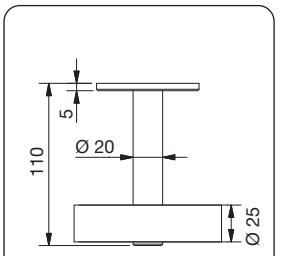

Farbe | colour

VA

VA1 auf Anfrage | on request



***Verstellbar ±8 mm**
adjustable ±8 mm

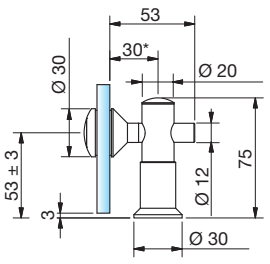

Langlochverstellung ± 4
oval hole ajustment ± 4

Art. Nr.: | item no.: 32059VA

Halter, Glas-Wand, 90°, erhaben
fastener, glass-wall, 90°, raised head

Plattenstärke | plate thickness: 8 -12 mm

Material | material: A2 (1.4301)

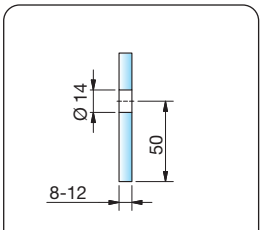

Glasbohrung
glass bore

Farbe | colour

VA

VA1 auf Anfrage | on request

PS200 Einzelteile | PS200 Components



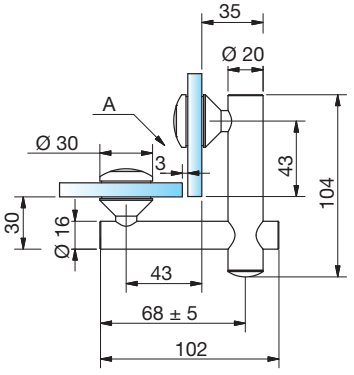

A: Luft (Empfehlung)
air (recommended)

Art. Nr.: | item no.: 32061VA

Eckverbinder, Glas-Glas, 90°, erhaben
fastener, glass-glass, 90°, raised head

Plattenstärke | plate thickness: 8 -12 mm

Material | material: A2 (1.4301)

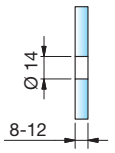

Glasbohrung
glass bore

Farbe | colour

VA

VA1 auf Anfrage | on request



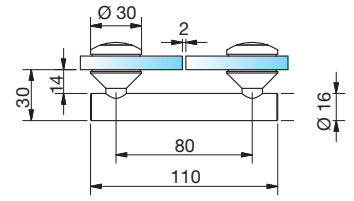

Art. Nr.: | item no.: 32063VA

Längsverbinder, Glas-Glas, 180°, erhaben
longitudinal connector, glass-glass, 180°, raised head

Plattenstärke | plate thickness: 8 -12 mm

Material | material: A2 (1.4301)

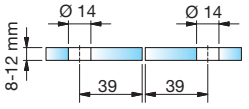

Glasbohrung
glass bore

Farbe | colour

VA

VA1 auf Anfrage | on request



***Verstellbar ±8 mm**
adjustable ±8 mm

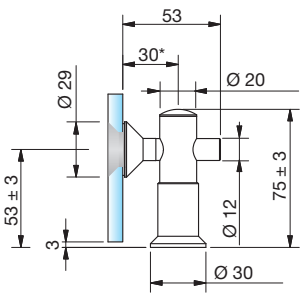

Langlochverstellung ± 4
oval hole ajustment ± 4

Art. Nr.: | item no.: 32058VA

Halter, Glas-Wand, 90°, flächenbündig
fastener, glass-wall, 90°, flush

Plattenstärke | plate thickness 8 -12 mm

Material | material: A2 (1.4301)

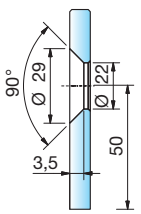

Glasbohrung
glass bore

Farbe | colour

VA

VA1 auf Anfrage | on request



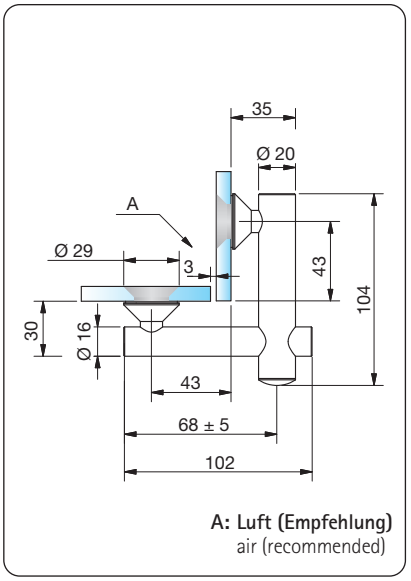

A: Luft (Empfehlung)
air (recommended)

Art. Nr.: | item no.: 32060VA

Eckverbinder, Glas-Glas, 90°, flächenbündig
angle connector, glass-glass, 90°,flush

Plattenstärke | plate thickness 8 -12 mm

Material | material: A2 (1.4301)

Glasbohrung
glass bore

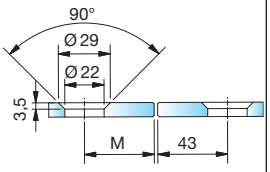

M= 43mm - Glasstärke - Luft
M= 43mm glass thickness - air

Farbe | colour



VA



VA1 auf Anfrage | on request



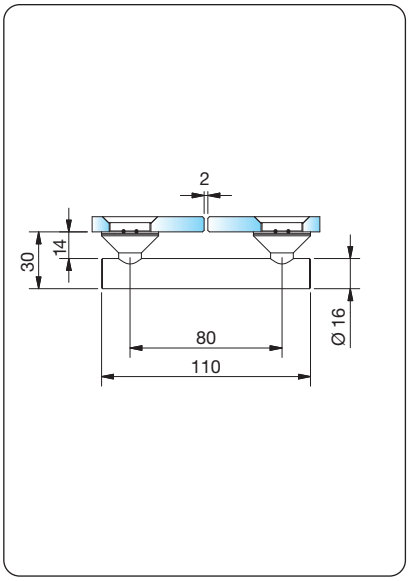

Art. Nr.: | item no.: 32062VA

Längsverbinder, Glas-Glas, 180°, flächenbündig
longitudinal connector, glass-glass, 180°, flush

Plattenstärke | plate thickness 8 -12 mm

Material | material: A2 (1.4301)

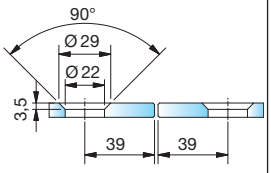

Glasbohrung
glass bore

Farbe | colour



VA



VA1 auf Anfrage | on request

PS200 Typenübersicht | PS200 type overview

Türflügel - Wand | door leaf - wall

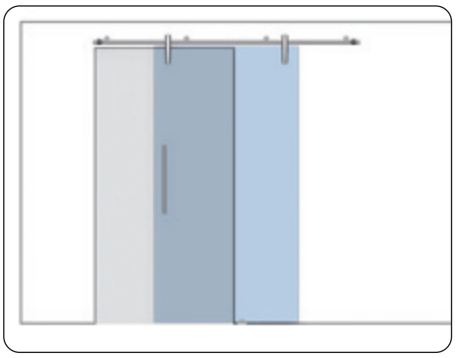

Typ 1
einflüglig, Wandanschluss
one-winged, wall anchorage

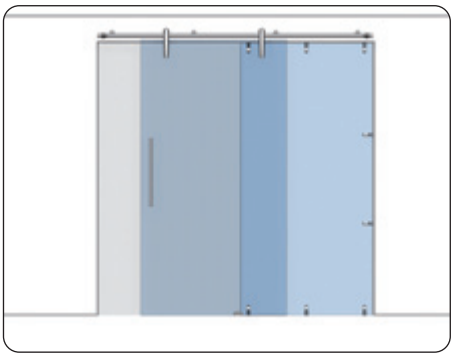

Typ 2
einflügelig, Wandanschluss, Seitenteil
one-winged, wall anchorage, side panel

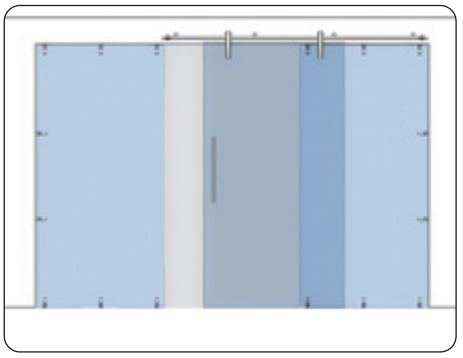

Typ 3
einflügelig, Wandanschluss, 2x Seitenteile
one-winged, wall anchorage, two side panels

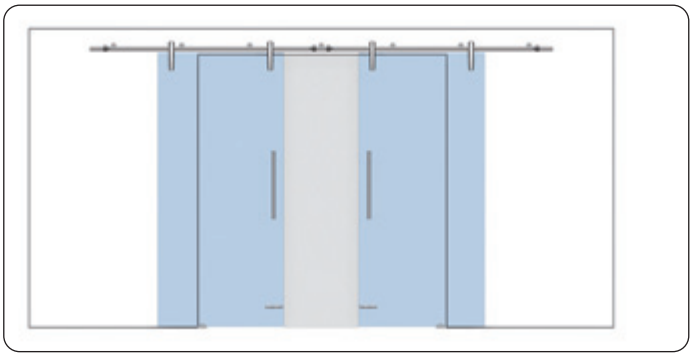

Typ 4
zweiflüglig, Wandanschluss
double-winged, wall anchorage

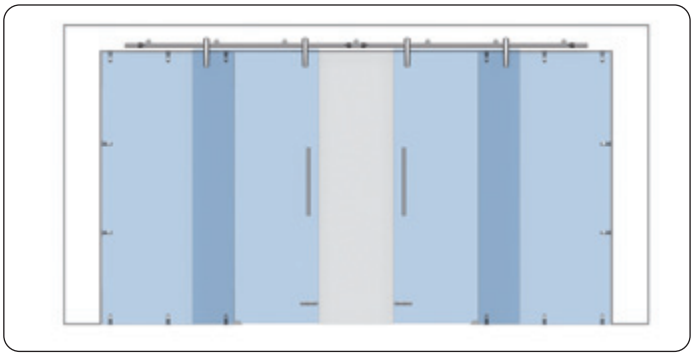

Typ 5
zweiflügelig, Wandanschluss, 2x Seitenteile
double-winged, wall anchorage, two side panels

Türflügel - Glas | door leaf - glass

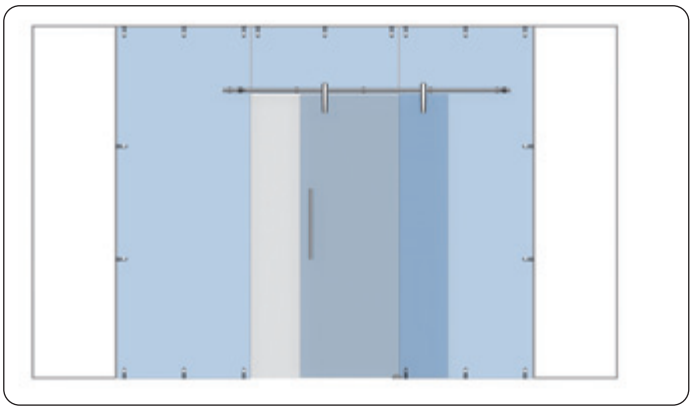

Typ 6
einflügelig, Glasanschluss, 2x Seitenteile, Oberlicht
one-winged, glass anchorage, two side panels, overhead light

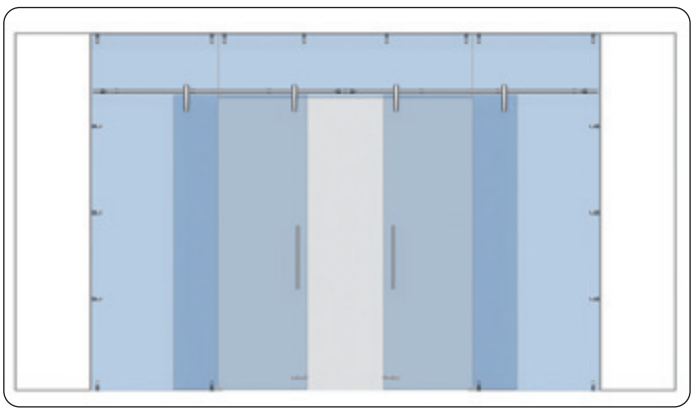

Typ 7
zweiflügelig, Glasanschluss, 2x Seitenteile, Oberlicht
double-winged, glass anchorage, two side panels, overhead light

PS200 Typenübersicht | PS200 type overview

Türflügel - Kombination | door leaf - combination

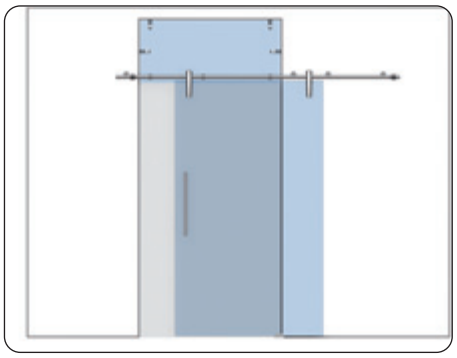

Typ 8
einflügelig, Glas - Wandanschluss, Oberlicht | one-winged, glass-+ wall anchorage, overhead light

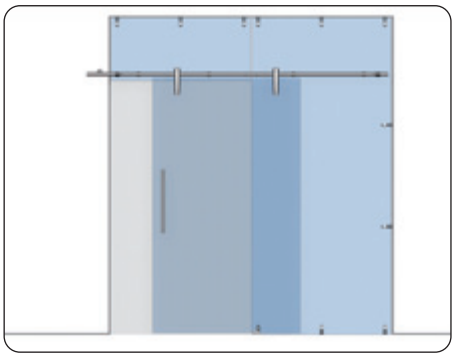

Typ 9
einflügelig, Glas - Wandanschluss, Seitenteil, Oberlicht | one-winged, glass-+ wall anchorage, Seitenteil, overhead light

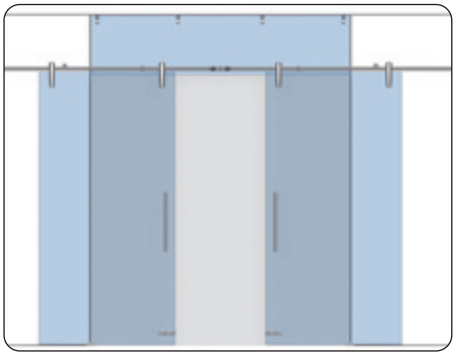

Typ 10
zweiflügelig, Glas - Wandanschluss, Oberlicht | double-winged, glass-+ wall anchorage, overhead light

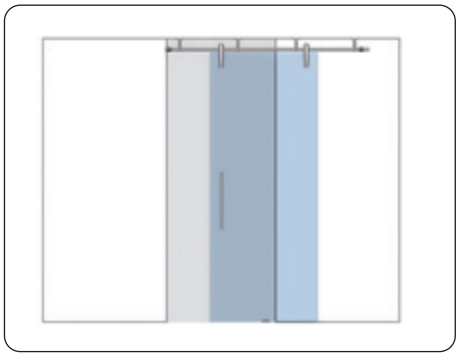

Typ 11
einflügelig, Deckenanschluss
one-winged,, ceiling anchorage

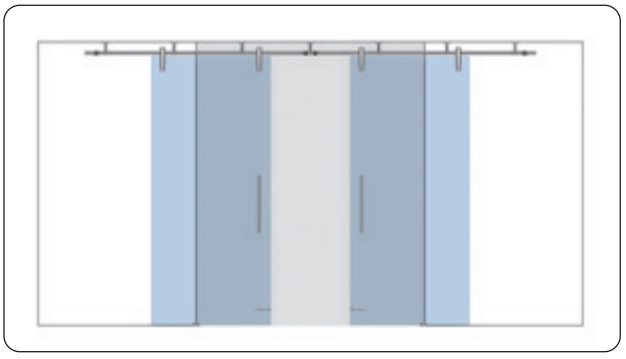

Typ 12
zweiflügelig, Deckenanschluss
double-winged, ceiling anchorage

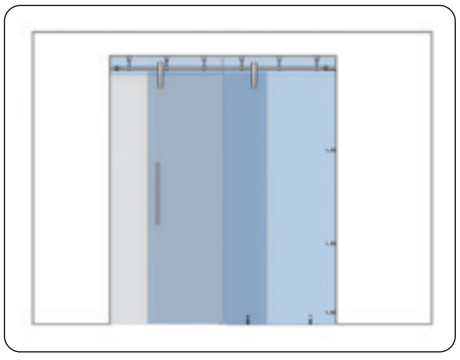

Typ 13
einflügelig, Deckenanschluss, Seitenteil, Oberlicht | one-winged, ceiling anchorage, side panel, overhead light

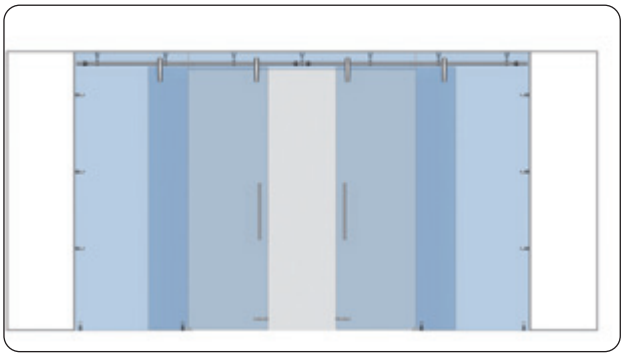

Typ 14
zweiflügelig, Deckenanschluss, 2 x Seitenteile, Oberlicht
double-winged, ceiling anchorage, two side panels overhead light

PS200 Planungshilfe für Wandbefestigung | PS200 planning assistance for wall mounting



Planungshilfe I planning aid — Set-201ZN22



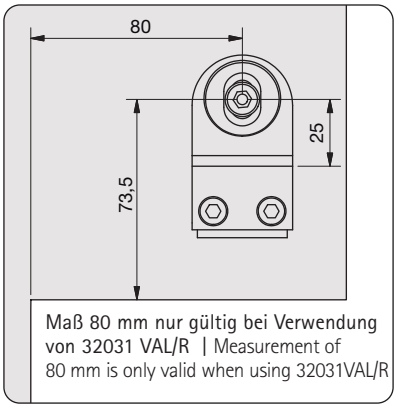

Maß 80 mm nur gültig bei Verwendung von 32031 VAL/R | Measurement of 80 mm is only valid when using 32031VAL/R

Befestigung an der Wand | wall-side anchorage

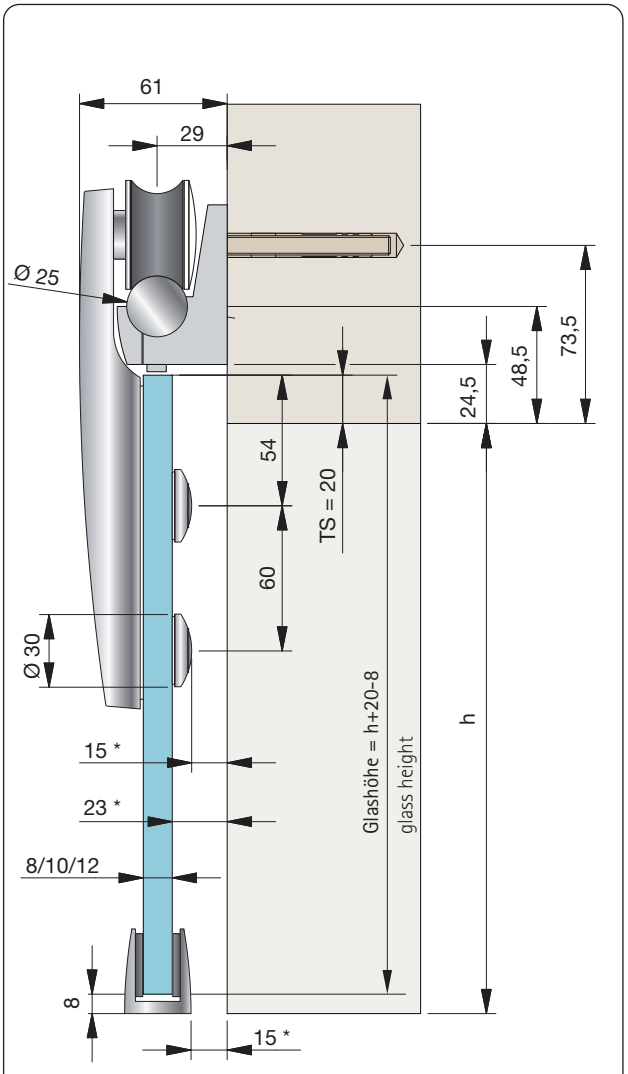

* bei 12 mm Glasstärke
* for 12mm glass thickness

Berechnungsbeispiel | calculation example

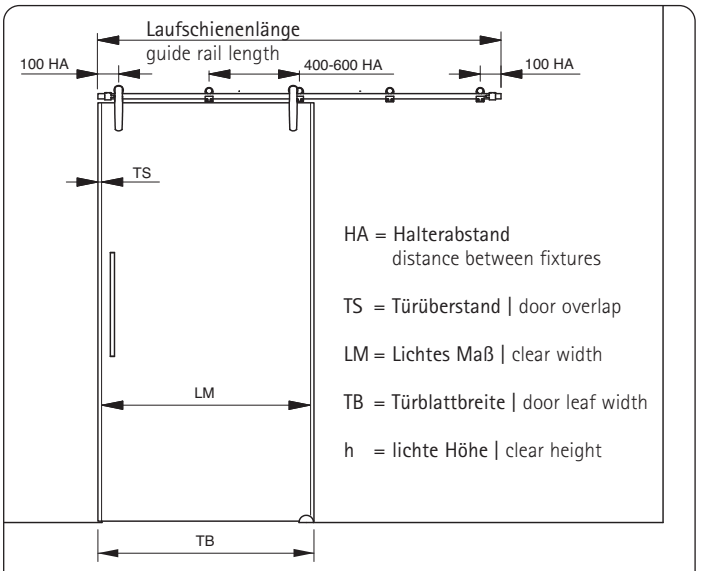

Türblattbreite (TB) = Lichtes Maß (LM) + 2x Türüberstand (TS)
door leaf height (TB) = clear width (LM)+ 2x door overlap (TS)

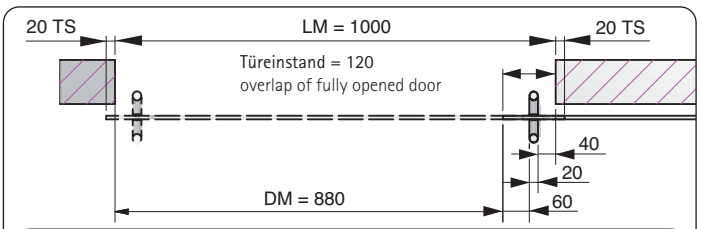

Laufschienenlänge = Türblattbreite (TB) x 2 - Türeinstand - Türüberstand (TS)
guide rail length = door leaf width (TB) x 2 - overlap of fully opened door - door overlap (TS)

Berechnung des Türeinstandes Beispiel calculation of the door overspan	40 Türgriff-Wand-Abstand | distance from door handle to wall + 20 Griffdurchmesser | handle diameter + 60 Türgriff-Glasrand-Abstand distance between doorhandel and glass edge = 120 Türeinstand | overlap of fully opened door

Planungshilfe I planning aid Set-201ZN22

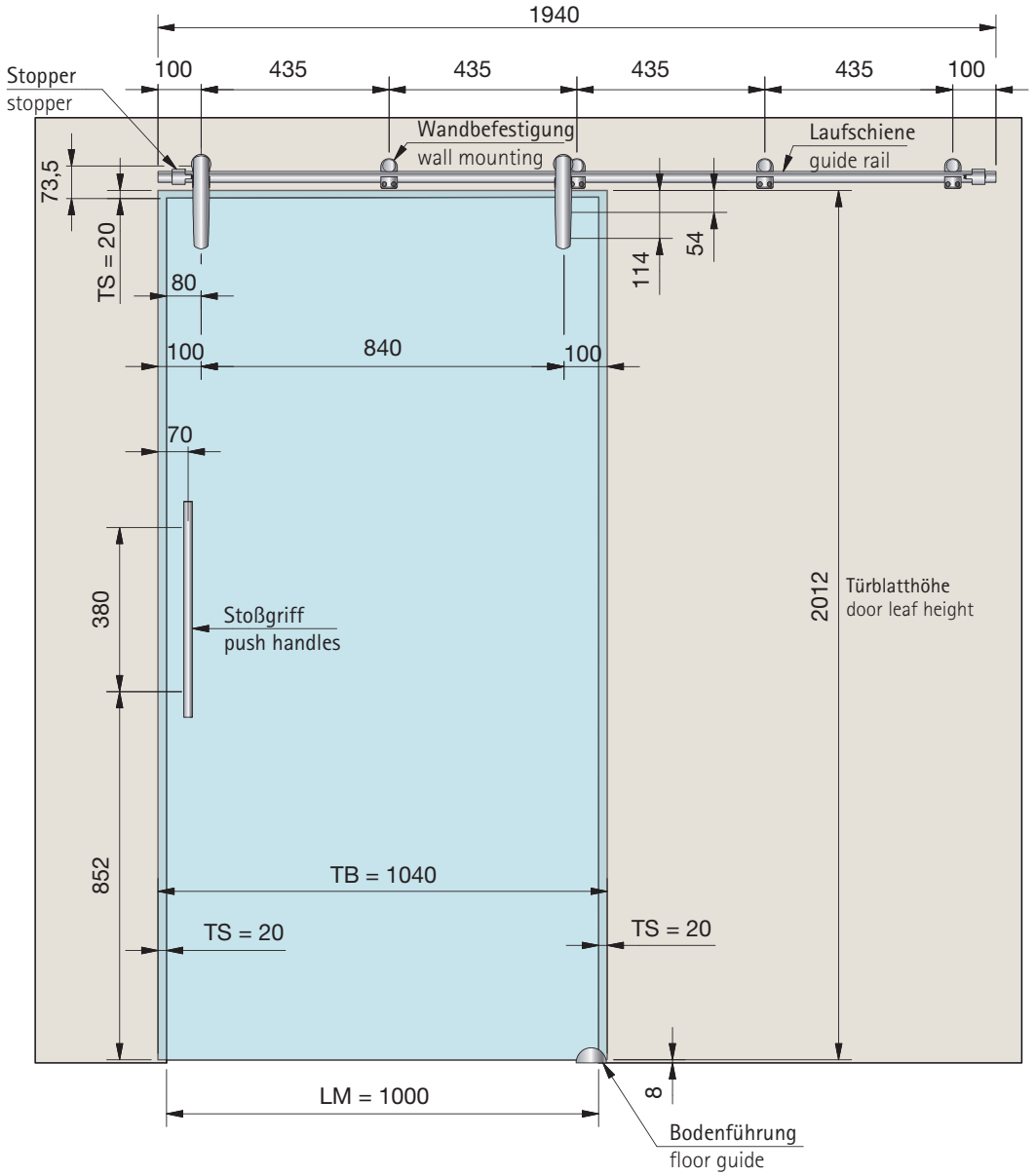

HA = Halterabstand
distance between fixtures

TS = Türüberstand
door overlap

LM = Lichtes Maß | clear width

TB = Türblattbreite
door leaf width

h = lichte Höhe | clear height

DM = Durchgangsmaß
access opening

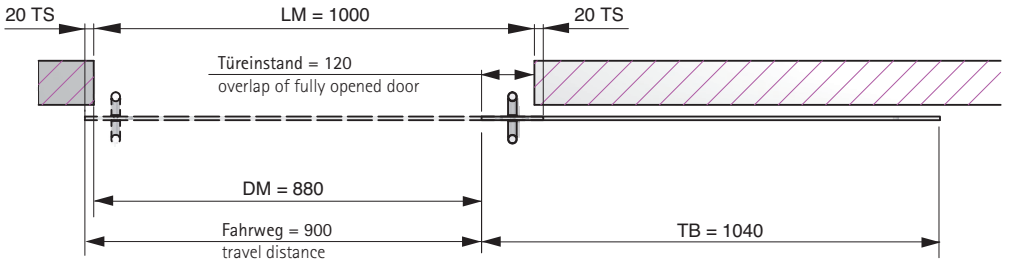

PS200 Planungshilfe Set-201ZN22 für Wandbefestigung | PS200 planning assistance set-201ZN22 for wall mounting

Beispiel: Aufmass Glas Türflügel mit 32028VA | example: measurements of glass door wing with 32028VA



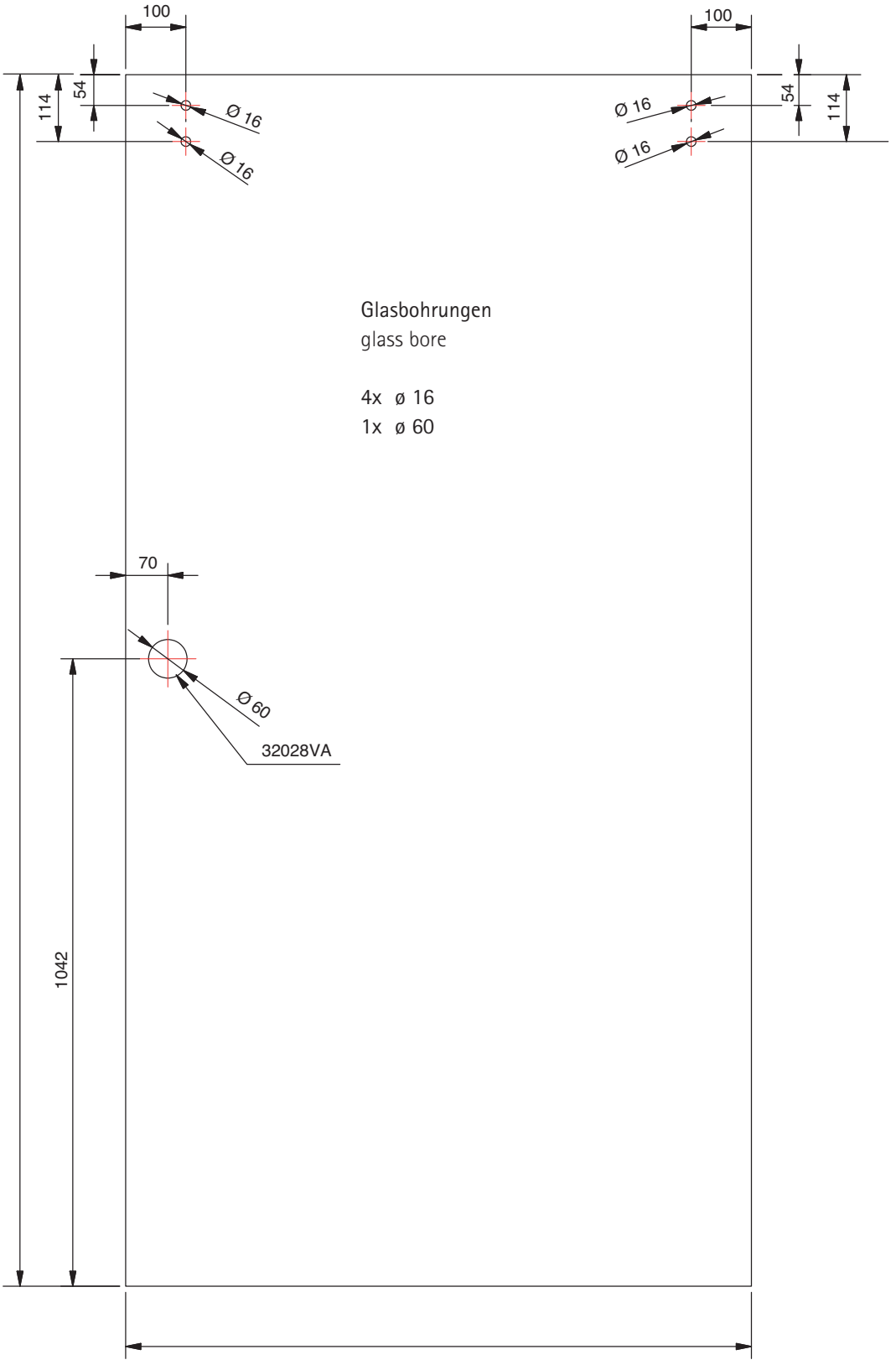

Kanten umlaufend geschliffen und poliert | all edges are whetted and polished

Beispiel: Aufmass Glas Türflügel mit 32024VA | example: measurements of glass door wing with 32024VA



